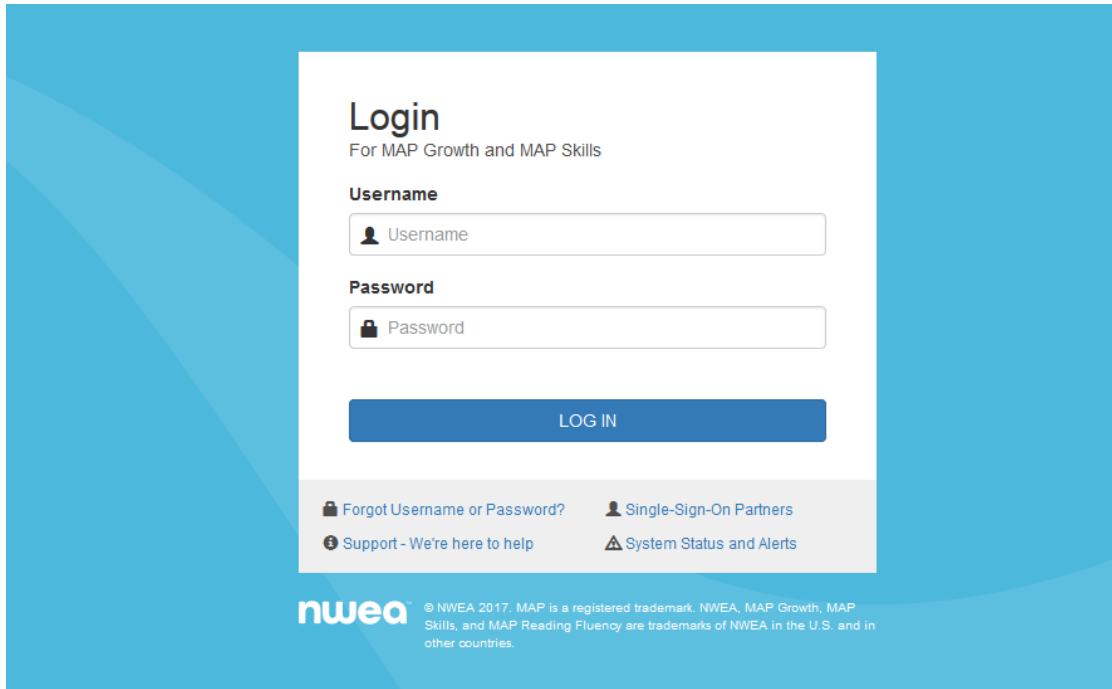


NWEA MAP Growth K-2 Student Preparation Suggestion

Staff Access Logon

September 2018

Log onto www.NWEA.org, click on the Login link and select/highlight **MAP Growth** to access the following resources AND reports/data.



We now have access to **warm up videos** and **practice tests**.

The generic login for the practice test: Username = grow

Password = grow

Practice Tests

- [MAP Growth Practice Tests](#)
- [MAP Growth Practice Tests for Primary Grades](#)

Links

- [Our BLOG: TEACH, LEARN, GROW.](#)
- [What's New in MAP](#)

MAP Growth Essentials Online Training

- [Short tutorials to get you started](#)

Information Center

Download Secure Browsers

- [PC \(Version 5.4.117.0\)](#)
- [Mac \(Version 4.0.0.2\)](#)

Templates

- [Roster File Template](#)
- [Programs File Template](#)

Apps

- [Chromebook \(Version 3.0.2\)](#)
- [iPad \(Version 3.1\)](#)

Preparing Student for NWEA MAP Growth K-2 Tests

Video: 2 mins. 8 secs.

MAP Growth™ K-2 Test Warm-up

Eli Takes a MAP Growth Test

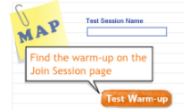
- Explains why and how to take MAP Growth Tests
- Watch together as a class a day or two before testing
- Discuss how you plan to use the data with students to help them reach their goals

Send Feedback on Warm-ups



Sample Test

- Have students try sample tests on their own a day or two before testing
 - Watch how they perform with a mouse and computer
 - To help students still new to computers, use this [mouse skills checklist](#)
- On student computers:



Want to try the sample test yourself?



MAP Mathematics
12 questions



MAP Reading
12 questions



MAP Short Mix
4 questions

NOTE: Browser minimum: Chrome (v23) or Safari (v6)

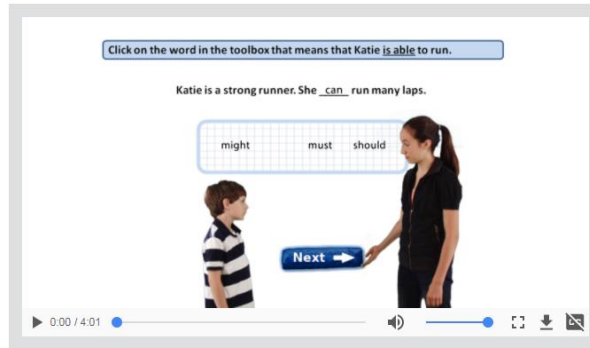
Video: 4 mins., 1 sec.

MAP Growth™ Test Warm-up

Welcome to MAP

- Explains why and how to take MAP Growth Tests
- Watch together as a class, then discuss student growth planning

Send Feedback on Warm-ups



Sample Test

- Have students try sample tests on their own a day or two before testing

Want to try the sample test yourself?



MAP Mathematics
12 questions



MAP Reading
9 or 11 questions



MAP Short Mix
6 questions

[Accessible questions for screen readers](#)

NOTE: Browser minimum: Chrome (v23) or Safari (v6)

Preparation/Provisioning:

- **Testing may occur in various ways; i.e. whole class, small group, individually anywhere supervision is provided.**
- **Tests are not timed.**
- **Provide students with specific directions for what to do when they complete their individual test session, so they are not a distraction to others.**
- **Consider what students' next scheduled activity will be to prevent students from rushing through their test. Tests given prior to recess, a special activity, a favorite subject, art, music, physical education, etc. may lead to students' quick completion of tests.**
- **The environment often plays a large role with a student doing his best.**

Script to share with students to prepare them for taking the MAP Growth assessments. Modify language as you see appropriate for your students:

"Today you are going to take an assessment to help us celebrate what you already know and can do and to help me know how I can help you to grow."

"It is important that you take your time and do your very best. This is not a race with anyone."

"The assessment will be taken on a computer that will display one question at a time. The questions will vary in difficulty. Some questions you may find easier to answer than others. Do not worry about questions you do not know the answer to. You are not expected to know all the answers; no one should know all of the answers. Just do your best to answer the questions."

"You may not use anything to help you as you take the assessment. You may take a pencil and clean sheet of paper with you for taking notes or to help with math questions."

"You must answer one question to move to the next question. You may not skip questions. You must have an answer for each question. You may change your answer as often as you need to. Once you click on the Go On button or press the Enter Key on the keyboard, the answer cannot be changed and you cannot go back to it."

"If you feel you need a break, please raise your hand and ask for one."

"Your score is what you and I can use to see how you have grown and then work together to help you continue growing as a learner. There is no need to share your score with other students, it is only important to see your own growth from one test session to the next."

"Remember, this assessment is meant to help us celebrate what you already know and can do and to help me know how I can help you to grow."

"Are there any questions?"